

Slide Pack Model FBW

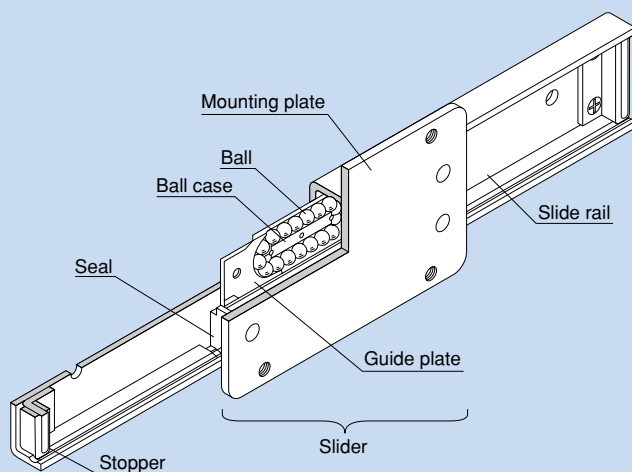


Fig. 1 Structure of Slide Pack Model FBW-R (H) UU

● Structure and Features

Slide Pack model FBW is an LM system in which a precision press molded slider that contains balls performs infinite linear motion. Used in combination with a slide rail, the Slide Pack achieves lightweight and compact design and smooth linear motion at a low price.

The ball case and the slide rail are nitrided to ensure high wear resistance (the slide rail of model FBW 2560R is made of stainless steel).

● Low Cost, Interchangeable

Since it is press molded with precision, this LM system achieves stable quality and interchangeability at low cost.

● Infinite Stroke Length

Unlike the conventional finite stroke type, the slider is capable of performing infinite motion. When connected with a slide rail, it can be used in long-stroke applications.

● Easy Installation and Handling

Because of the structure that prevents balls from falling off even if the slider is removed from the slide rail, this model can be used in a complex construction where it is impossible to install an LM system unless it is disassembled.

● A Type Equipped with a Dust Prevention Seal Also Standardized

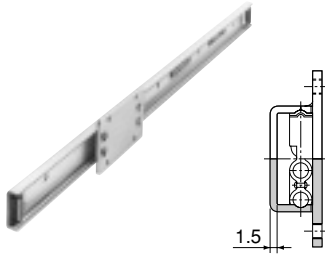
A type equipped with a dust prevention seal is standardized for locations where cutting chips or dust may enter the system.

Applications

The Slide Pack is optimal for slide units of photocopiers, tool cabinets, electronic equipment cabinets, moving seats, automatic vending machines, machine tool slide covers, cash registers, heavy doors and curtain walls.

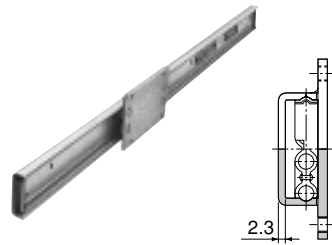
Types and Features

Model FBW 2560R



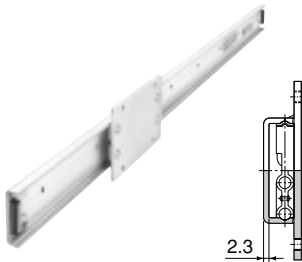
Compact type

Model FBW 3590R




Standard type

Model FBW 50110R



Heavy load type

Model FBW 50110H



High rigidity type

The slide rails are roll-formed to achieve stable quality, interchangeability, highly accurate finish and smooth motion.

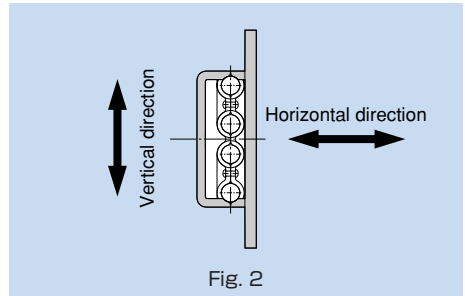
Clearance

Model FBW is manufactured to the following accuracies.

Vertical clearance: 0.03 mm or less


Horizontal clearance: 0.1 mm or less

These specifications are values when the slide rail is attached to a rigid base.



Connected Rails (Optional)

If the required specifications exceed the standard stroke, two or more slide rails can be connected. When placing an order, indicate the overall length.

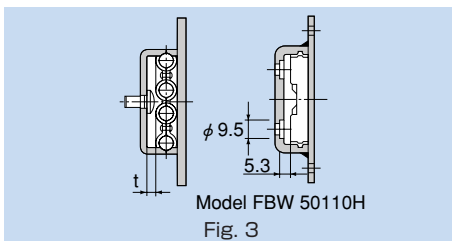


Installation

Mounting Screws of the Slide Rail

Since the space for securing the mounting screws of the slide rail is small as shown in Fig. 3, we recommend using truss head screws or binder screws.

Note: The slide rail of model FBW 50110H is countersunk. We recommend mounting the slide rail using hexagon socket bolts (M5).



Unit: mm	
Model No.	t
FBW 2560R	3.2
FBW 3590R	3.4
FBW 50110R	3.4
FBW 50110H	—

● Attaching the Stopper

If the slider may overrun and come off of the slide rail, attach the dedicated stopper to the slide rail end as shown in Fig. 4.

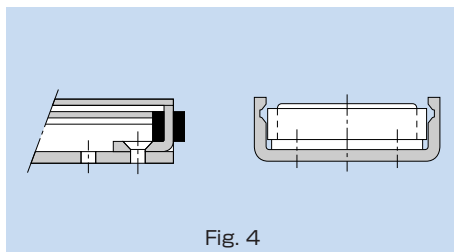


Fig. 4

● Installing the Slider

With model FBW-R (H), balls will not fall off even if the slider is removed from the slide rail. However, they could fall if twisting the slider when reattaching it to the slide rail. Whenever possible, do not remove the slider from the slide rail when installing the Slide Pack.

● Groove Dimensions

Fig. 5 shows the dimensions of grooves for applications where model FBW-R (H) is installed in a groove.

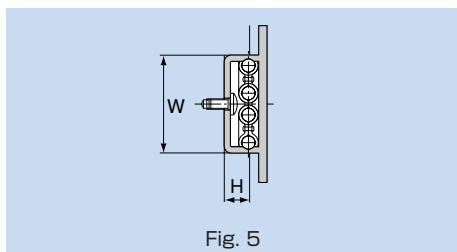


Fig. 5

Model No.	Unit: mm	
	W	H
FBW 2560R	24.8 ^{+0.15} / _{+0.10}	7.4
FBW 3590R	37 ^{+0.15} / _{+0.10}	10
FBW 50110R	50 ^{+0.15} / _{+0.10}	10
FBW 50110H	54.4 ^{+0.15} / _{+0.10}	13

● Dust Prevention and Lubrication

For Slide Pack model FBW-R (H), a special synthetic rubber seal with high dust prevention characteristics, capable of preventing foreign matter from entering the slider and the lubricant from leaking, is available. The seal increases the dust prevention effect by contacting both the slide rail raceway where balls roll and the slide rail itself.

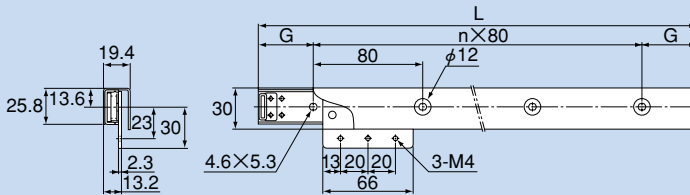
For lubrication, apply high-quality lithium soap group grease to the raceway.



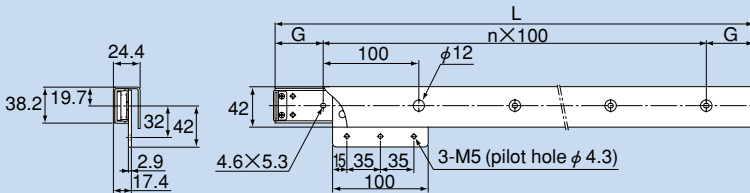
Slide Pack Equipped with a Metal Dustproof Cover

For Slide Pack model FBW, steel covers that cover the whole slide rail to prevent foreign matter from entering the slide are available.

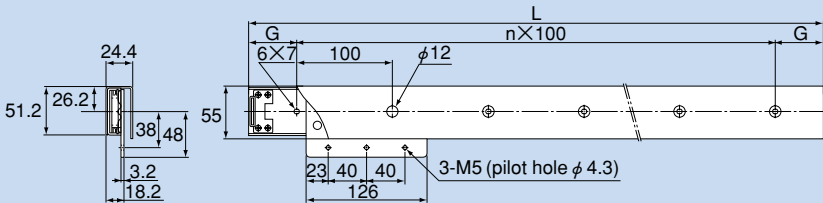
Model FBW 2560RG
(Equipped with a dustproof cover)



Model FBW 3590RG
(Equipped with a dustproof cover)



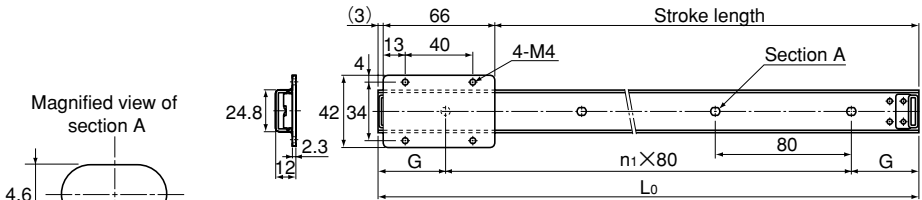
Model FBW 50110RG
(Equipped with a dustproof cover)



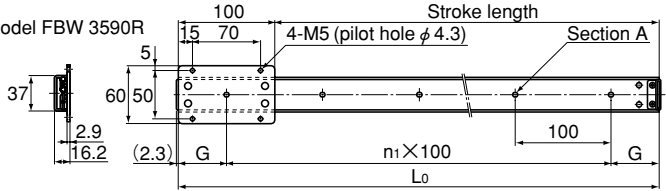
Note: For models equipped with a dustproof cover, the rubber seal is not available.

Models FBW 2560R and 3590R

Model FBW 2560R



Model FBW 3590R



Model FBW 2560R (Made of Stainless Steel)

Model FBW 3590R

Unit: mm

Unit: mm

Slide rail length L_0	Major dimensions		Stroke length		Slide rail mass g (70)
	n_1	G	Without seal	With seal	
160	1	40	88	83	70
240	2	40	168	163	110
320	3	40	248	243	140
400	4	40	328	323	180
480	5	40	408	403	210
560	6	40	488	483	250
640	7	40	568	563	290
720	8	40	648	643	320
800	9	40	728	723	360
880	10	40	808	803	390
960	11	40	888	883	430
1040	12	40	968	963	460
1200	14	40	1128	1123	540

Slide rail length L_0	Major dimensions		Stroke length		Slide rail mass g (250)
	n_1	G	Without seal	With seal	
300	2	50	200	195	260
350	3	25	250	245	300
400	3	50	300	295	350
450	4	25	350	345	390
500	4	50	400	395	430
550	5	25	450	445	480
600	5	50	500	495	520
650	6	25	550	545	560
700	6	50	600	595	600
750	7	25	650	645	650
800	7	50	700	695	690
900	8	50	800	795	780
1000	9	50	900	895	860
1200	11	50	1100	1095	1000
1500	14	50	1400	1395	1300
1800	17	50	1700	1695	1600

Note THK also manufactures a long-size type at your request. The values in the parentheses each indicate a slider mass.

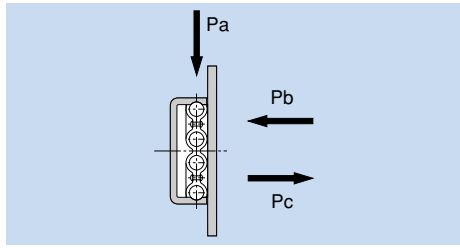
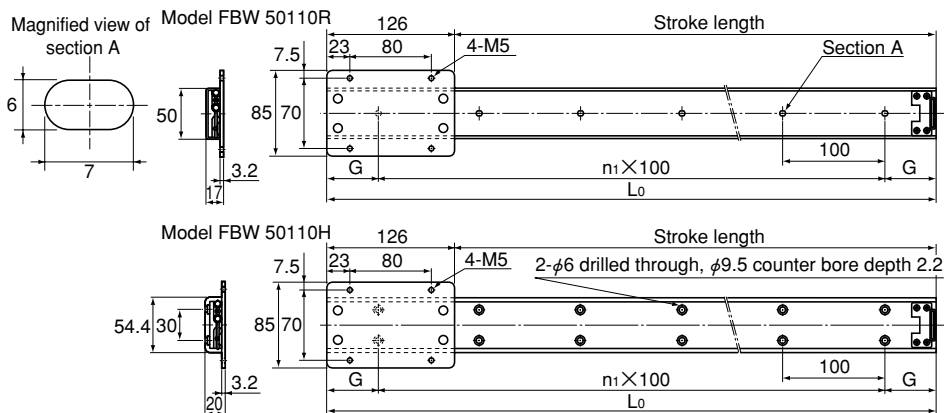


Table 1 Static Permissible Load

Unit: N

Model No.	Static permissible load		
	P_a	P_b	P_c
FBW 2560R	590	150	70
FBW 3590R	880	200	100
FBW 50110R	1960	500	390
FBW 50110H	1960	500	390

Models FBW 50110R and 50110H



Models FBW 50110R and 50110H

Unit: mm

Slide rail length L_0	Major dimensions		Stroke length		Slide rail mass g	
	n_1	G	Without seal	With seal	FBW50110R (420)	FBW50110H (420)
300	2	50	170	164	360	740
350	3	25	220	214	420	870
400	3	50	270	264	480	990
450	4	25	320	314	540	1100
500	4	50	370	364	600	1200
600	5	50	470	464	720	1400
700	6	50	570	564	840	1700
800	7	50	670	664	960	2000
900	8	50	770	764	1100	2200
1000	9	50	870	864	1200	2500
1200	11	50	1070	1064	1400	3000
1500	14	50	1370	1364	1800	3700
1800	17	50	1670	1664	2200	4400

Note THK also manufactures a long-size type at your request.
The values in the parentheses each indicate a slider mass.

Model number coding

2 FBW50110R **UU** **+800L**

1

2

3

4

1 No. of sliders connected on the same rail (no symbol for a single slider) 2 Model number
3 With seal (no symbol for without seal) 4 Overall slide rail length (in mm)